

Welcome to

Room 9

Mrs. Reitenouer & Mrs. Findley

MEET THE... teacher

Mrs. Reitenouer

WELCOME

I am so excited for this year in third grade. Although it will look a little different, I know that we will have a fun and memorable year together!

CONTACT

e-mail
areitenouer@wtps.org

phone
856-232-1290 ext. 3009

ALL ABOUT ME


- This is my third year in third grade.
- I have wanted to be a teacher since I was a first grader!
- I live in Sicklerville with my husband and dog, Sunny.
- I will be out this year from October to March because I am due with my first child, Levil!

THESE ARE A FEW OF MY FAVORITE THINGS..

- spending time with my family
 - my dog Sunny
 - reading
- hiking & being outdoors
- pumpkin everything!



my * RAB6-D/OB MI 0.9 Won
-23-3 GA=31w2d 10.2cm / 1.0 / 77Hz Tib 0.4 08/2



**MEET
THE...**

teacher

Mrs. Findley

WELCOME

This year may look a little different, but I am so excited to meet each and everyone of you!

CONTACT

e-mail: jschatzman@wtps.org
will be changing to
jfindley@wtps.org
phone: 856-232-1290 ext. 3009


ALL ABOUT ME

- This is my first year as Mrs. Findley! You might have known me as Miss Schatzman.
- This is my third year in third grade and fifth year at Birches Elementary!
- I am recently married to my husband, Travis! We postponed our big wedding until next summer.
- I have a six month old puppy named Breezie May!



THESE ARE A FEW OF MY FAVORITE THINGS..



- baking
- reading
- staying active/working out
- Mexican food
- COFFEE!



Expectations for Webex Meetings



Webex Tools

The image shows a screenshot of the Cisco Webex Meetings interface. At the top, the title bar reads "Cisco Webex Meetings" with a menu: File, Edit, Share, View, Audio, Participant, Meeting, Help. Below the title bar is a video feed of a man smiling, with the name "Catherine Siru" in the top right corner. A toolbar is visible at the bottom of the video feed, containing icons for Mute, Start video, Share, Record, Messages, More options, and Leave. A dashed blue line connects this toolbar to a larger, detailed view of the toolbar below. This detailed view shows the same icons with labels: Mute, Start video, Share, Record, Messages, More options, and Leave. A dashed blue line also connects the "More options" icon to a dropdown menu on the right. The dropdown menu contains the following items: Polling, Q&A, Lock Event, Invite and Remind, Copy Event Link, Audio Connection, Camera, and Connect to a Device. The word "Participants" is written at the bottom center of the interface.

Cisco Webex Meetings

File Edit Share View Audio Participant Meeting Help

Catherine Siru

Mute Start video Share Record Messages More options Leave

Participants

- Polling
- Q&A
- Lock Event
- Invite and Remind
- Copy Event Link
- Audio Connection
- Camera
- Connect to a Device

Synchronous



Students learn at the same time.

Communication happens in real time.

Possibly more engaging and effective.

Allows for instant feedback and clarification.



Examples

Video conferencing, live chat, live streamed videos.

Asynchronous



Students learn at different times.

Communication is not live.

Possibly more convenient and flexible.

Allows students to work at their own pace.



Examples

Email, screencasts, Flipgrid videos, blog posts/comments.

Our First Day of School Schedule

9:30-10:10	Morning Meeting
10:10-11:15	Log into Schoology*
11:15-11:45	Tech. Support <u>OPTIONAL</u>
11:45-12:30	Continue Schoology activities
12:30- 1:00	Independent Reading
1:00-1:30	SEL Meeting

Items in red are LIVE Webex meetings. Invitations will be sent to students' email addresses.

*Students may begin working on activities if time permits.